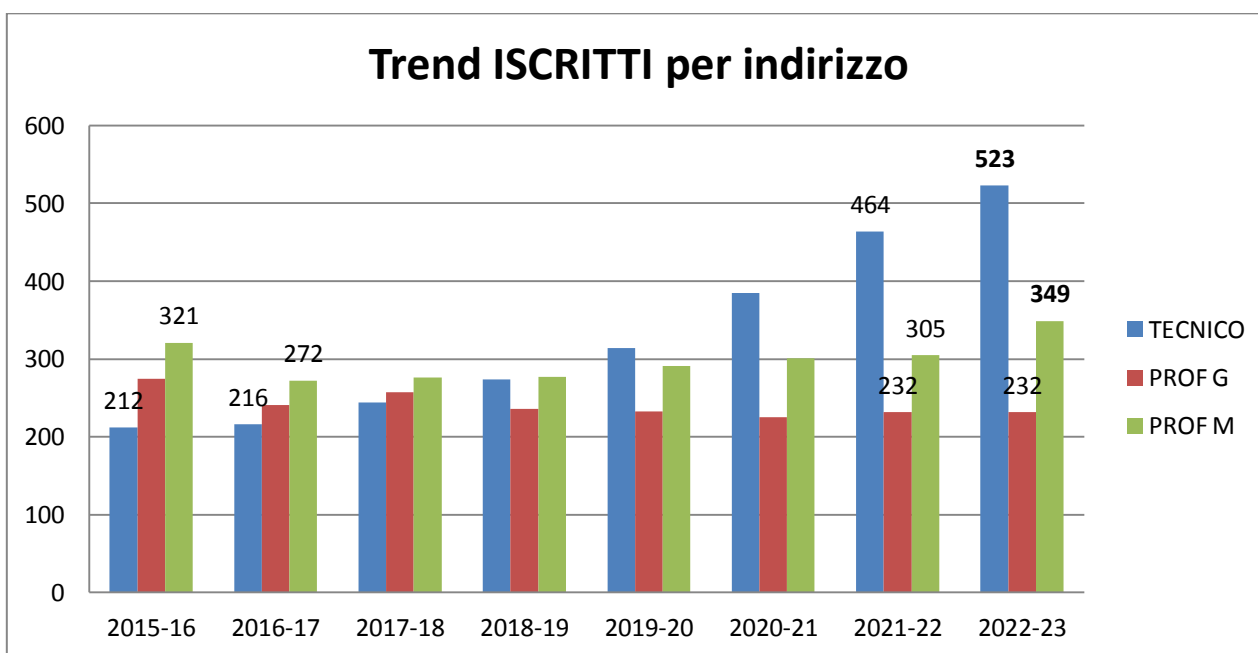
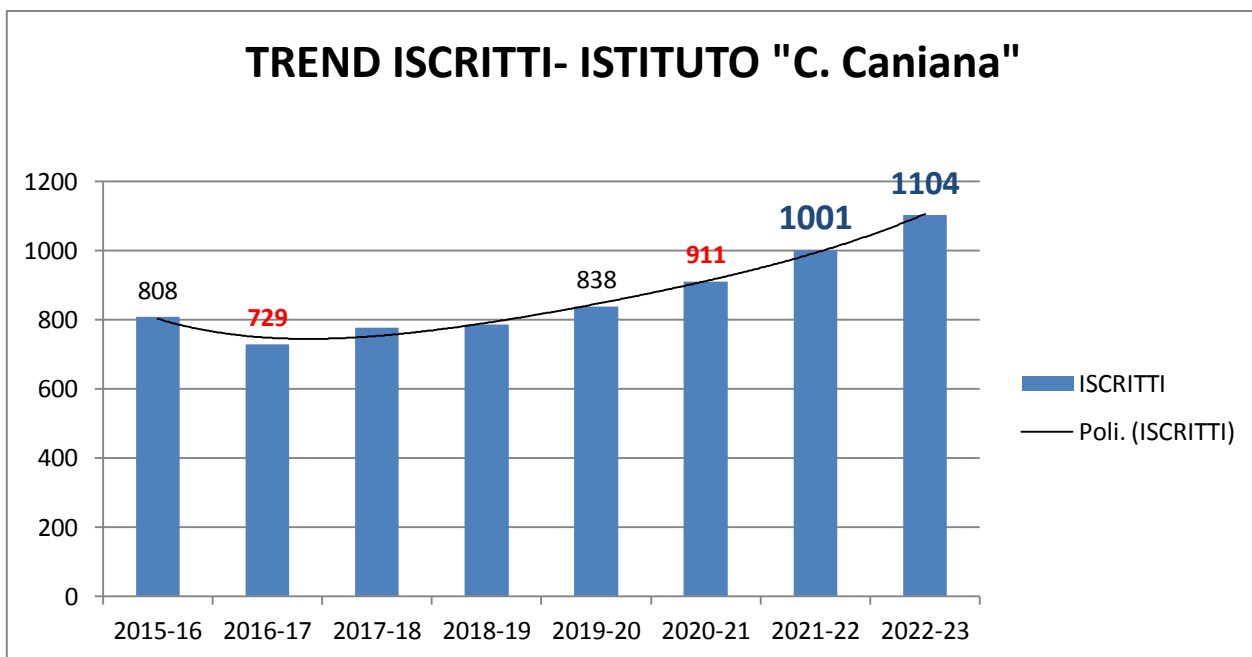


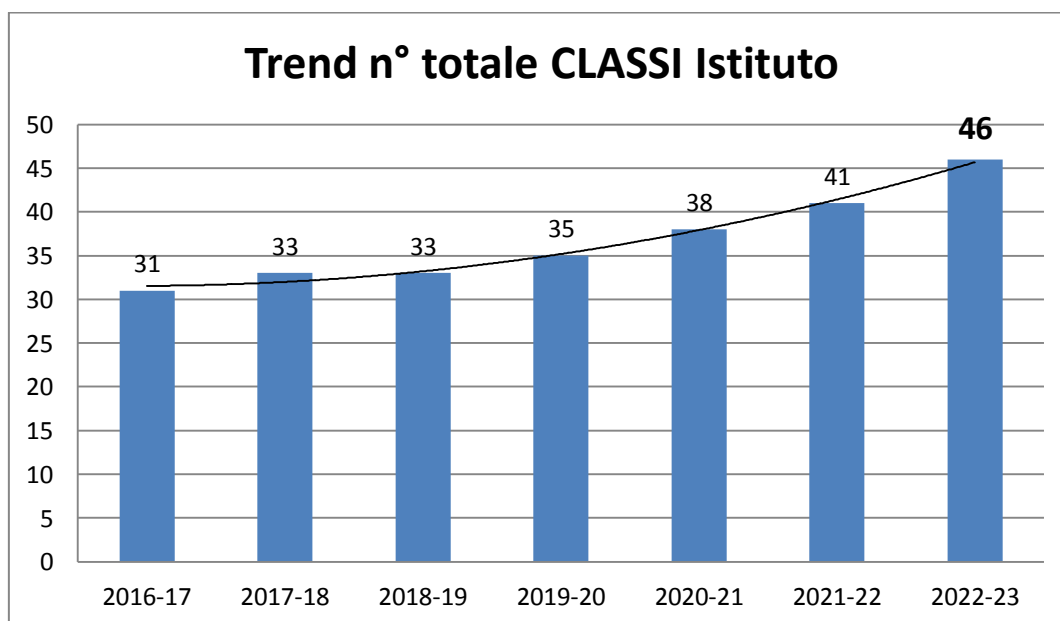
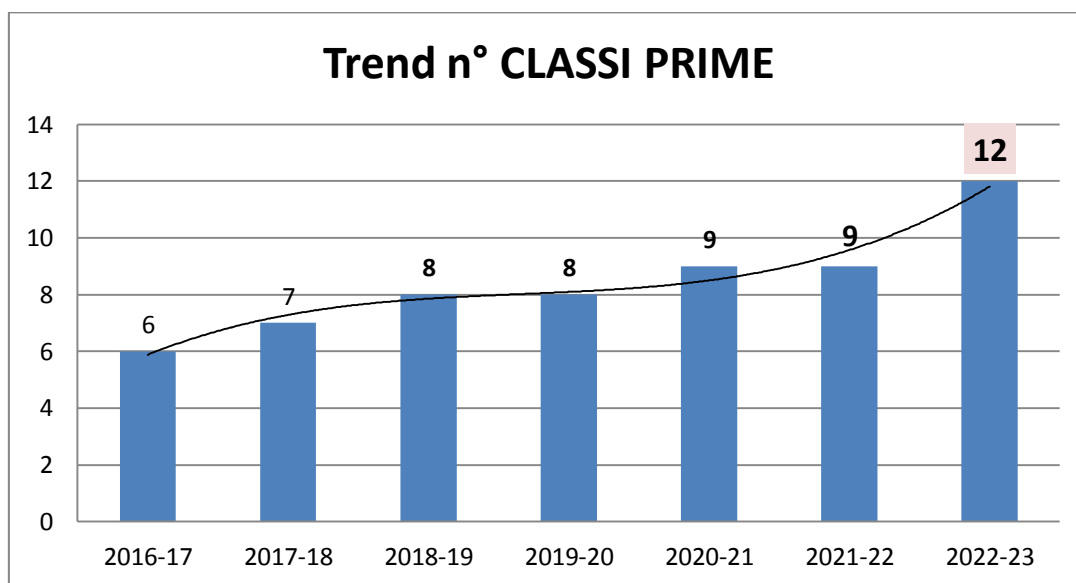
TREND ISCRITTI TOTALI

A.S.	2015-16	2016-17	2017-18	2018-19	2019-20	2020-21	2021-22	2022-23
ISCRITTI	808	729	777	787	838	911	1001	1104
TECNICO	212	216	244	274	314	385	464	523
PROF G	275	241	257	236	233	225	232	232
PROF M	321	272	276	277	291	301	305	349

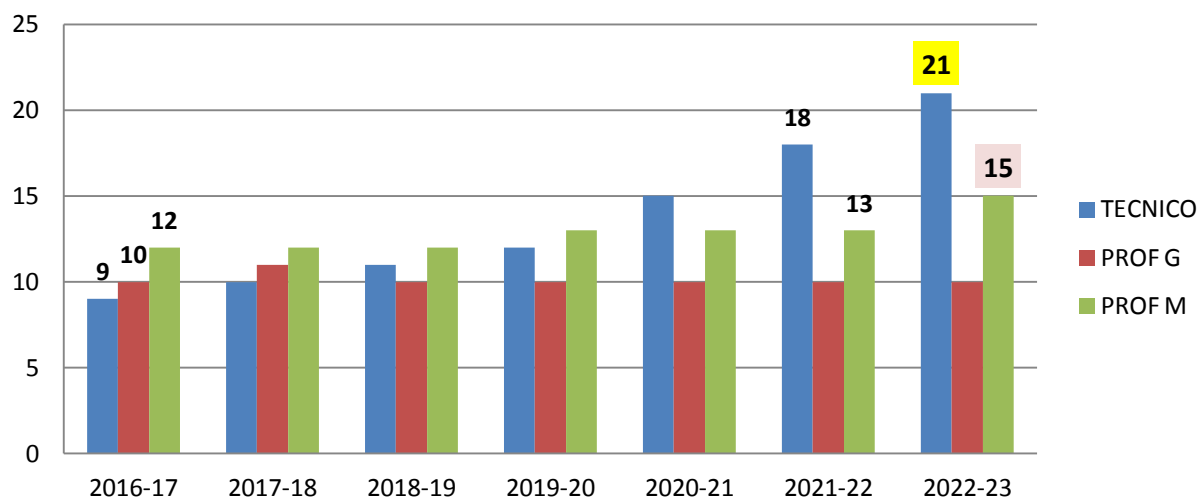


TREND NUMERO CLASSI

	2016-17	2017-18	2018-19	2019-20	2020-21	2021-22	2022-23
CLASSI 1^	6	7	8	8	9	9	12
CLASSI tot	31	33	33	35	38	41	46
TECNICO	9	10	11	12	15	18	21
PROF G	10	11	10	10	10	10	10
PROF M	12	12	12	13	13	13	15



Trend n° totale CLASSI per indirizzo



FLUSSI INGRESSO CLASSI 1[^] / USCITA CLASSI 5[^]

(compensivo di bilancio eventuali nuovi ingressi e uscite/ripetenti nel corso degli anni)

A.S. Indirizzi	2015-16	2016-17	2017-18	2018-19	2019-20	2020-21	2021-22	2022-23	2023-24	DECREM %
ISCRITTI	164				131					-20,12%
ISCRITTI	1 [^]	172				140				-18,60%
ISCRITTI		1 [^]	176				168			-4,55%

A.S. TECN	2015-16	2016-17	2017-18	2018-19	2019-20	2020-21	2021-22	2022-23	2023-24	DECREM %
ISCRITTI	28				25					-10,71%
ISCRITTI	1 [^]	60				52				-13,33%
ISCRITTI		1 [^]	74				75			1,35%

1[^] 5[^]

A.S. PROF G	2015-16	2016-17	2017-18	2018-19	2019-20	2020-21	2021-22	2022-23	2023-24	DECREM %
ISCRITTI	57				51					-10,53%
ISCRITTI	1 [^]	52				40				-23,08%
ISCRITTI		1 [^]	47				46			-2,13%

1[^] 5[^]

A.S. PROF M	2015-16	2016-17	2017-18	2018-19	2019-20	2020-21	2021-22	2022-23	2023-24	DECREM %
ISCRITTI	79				55					-30,38%
ISCRITTI	1 [^]	60				48				-20,00%
ISCRITTI		1 [^]	55				47			-14,55%

1[^] 5[^]